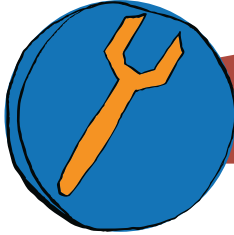


KEEP ME SAFE



TOOL 1G: RESPONDING TO CONCERNS

LINKED TO:

- Sections, 1.8, 1.10, 5.1




WHY?

- To respond to children's safety issues and concerns that might arise in discussions / planning



WHO WITH?

- Children 8+ with their parents (if possible and appropriate)



TIME?

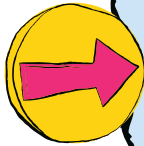
- 5-20 mins



YOU'LL NEED?

- Already completed tools that highlight issues of concern (to ensure that you've got them all!)
- The proforma

KEEP ME SAFE



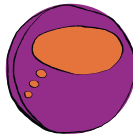
WHAT TO DO:

- Work with the child to develop a plan for responding / managing the issues that they have raised. Be as informal / formal as the situation might require.



SOMETHING DIFFERENT?

- The questions in this tool do not need to be answered using the proforma. If more comfortable, have a general discussion but keep a note if possible: this helps kids know that you've taken their concerns on board and that you are going to do something about them.
- Have kids draw / represent their concerns in the space provided rather than fill it with adult-driven words.



TO THINK ABOUT:

- Plans are only good if they are enacted. Set a time to review how things are going – and let the child determine whether your agreements have been honoured.



HAZARD ZONES:

- be careful not to further worry the child by appearing to be overly alarmed or dismissive by understating its importance



Responding to concerns

CHILD'S NAME: _____

AGE: _____ DATE: _____

Principal worker: _____ Phone Number: _____

	PHONE NUMBERS
1.	
2.	
3.	
4.	

People /agencies involved in development and support of plan:

CHILD SAFETY CONCERNS

ACTIONS TO ADDRESS CONCERNS

BY WHEN AND BY WHOM

WHAT HAPPENED? DID IT WORK?